




【 Smart Watch】

—— Instruction manual ——



【Plateforme d'adaptation et exigences】

-  1.Android 4.4 and above
-  2. iOS 8.5 and above
-  3. Support Bluetooth 4.0 and above

【Product details】



【Introduction of the function】

1.Time: Time, date, remaining power are shown on the watch face. (Once smart watch connected to the device, time will be synchronized with device time. The time cannot be set on the smart watch).

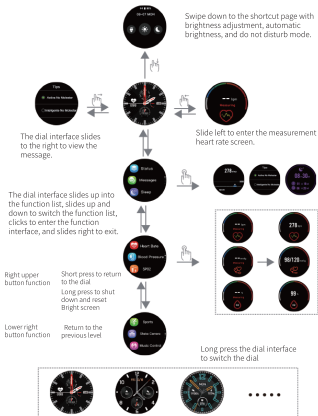
2.Status information: record exercise time, mileage, calories burnt, sleep quality and sleep time.

3.Message interface: Turn on notification on APP, notification will be shown on smart watch wherever APP notification, incoming, messages are received.

4.Sleep:The smart watch records and shows the total sleep time you had,as well as deep sleep time,light sleep time.More detailde information analysis and data record can be viewed in the APP synchronously.

- 5.Heart Rate function interface: Click into measure your current heart rate on the heart rate interface, the result will be shown afterward. More details and data are recorded and synced in the APP.
- 6.Blood pressure function interface: Click into measure your current blood pressure on the blood pressure interface, the result will be shown afterward. More details and data are recorded and synced in the APP.
- 7.Blood oxygen function interface: Click into measure your current blood oxygen on the blood oxygen interface, the result will be shown afterward. More details and data are recorded and synced in the APP.
- 8.Exercise mode: Click to enter in the exercise mode interface, there are eight kinds of sports modes: fast walking, running, riding, climbing, football, basketball, badminton, and table tennis. The movement time and calorie are recorded in each mode interface.
- 9.Photo control: Turn on the camera on the APP to control the phone to take photos.
- 10.Music control: after connecting with device, smart watch is able to control the music player. Press and hold to enter the music control panel, to play/pause, previous song, and next song.
- 11.Lift the wrist screen: Turn on/off the wrist button.
- 12.Countdown: After clicking enter, select the time to start counting down.
- 13.Bright screen time: Click to enter to set the duration of the bright screen.
- 14.Stopwatch: Click to enter the stopwatch function, you can start/pause/end operation, right slide to exit.
- 15.Find the phone: When the watch is connected to the app, click to go to find the phone, and the phone will ring later.
- 16.Settings: Includes version number, factory reset, shutdown.
- 17.More: Includes charging reminder, sedentary reminder, upgrade

【USE】

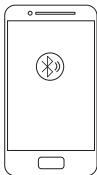


【APP connection method】



WearFit2.0 APP QR code

(WearFit2.0 allows the use of mobile app features)



1. Scan the QR code above to download or search “Wearfit 2.0” in Android store or APP store to download and install.
2. Press and hold the touch button for 3 seconds to turn it on, open and enter the “WearFit2.0” app, search for the device according to the APP connection wizard, select the device model, and complete the connection pairing.

Tips: For iOS devices, please press pair the Bluetooth for the first time connecting. Afterward, the watch will be able to receive the income calls, texts and more notifications pushed from the iOS.

【Wearfit 2.0 introduction】

1. Home page, additional functions, personal information



2. Sleep module: Record the daily, weekly, and monthly sleep information in the form of chart. Base on the watch data to calculate the daily sleep quality and sleep time.



3. Step module: A chart will be drawn to show the steps, distance and calories burnt accordingly. Provide an insight for user of daily, weekly, and monthly data.



4. Heart rate module: Provide the detail information of your heart rate daily, weekly, and monthly. Your heart rate will be read in every hour.



5. Blood pressure module: Provide the detail information of your blood pressure daily, weekly, and monthly. Your blood pressure will be read in every hour.



6. Blood oxygen module: Provide the detail information of your blood oxygen daily, weekly, and monthly. Your blood oxygen will be read in every hour .



7. Fatigue module: Measure your real time fatigue and display the information for you hourly.

【Basic parameters】

Screen size	1.3 inch
Bluetooth	Bluetooth4.0
Waterproof level	IP68
Type of battery	Lithium polymer battery
Battery capacity	230mAh
Charging time	2 Hours
body size	47mm*52mm*11mm
Charging	Magnetic charging, Voltage 5V
Touch screen	Full screen touch
Package	smart watch+Magnetic charger+Instruction manual

【Remark】

- 1.If there is a product quality problem or the use of products is not clear, please contact our store by direct mail, we will deal with it quickly.
- 2.The measurement results of this product are for reference only, not for any medical purpose and basis. Please follow the doctor's instructions and do not rely on the measurement results for self diagnosis and treatment.
- 3.The waterproof grade is IP68, which can be used for daily life waterproof. But the smart watch can not be used for diving and put under water for long time. In addition, this product does not prevent hot water, because steam will affect the smart watch.
- 4.Our company reserves the right to modify the contents of this manual without notification. Some functions are different in the various software version, which is normal.

QUALIFIDE
CERTIFICATE

MODEL : Smart Watch

CHECKER :

QA
PASS

RoHS CE 